

4813 W. Broadway
Pearland, Texas 77581



281-485-1434
info@bdd4.org

Brazoria Drainage District No. 4

A Political Subdivision of the State of Texas

MyGov Will Not Accept My Project Address

When you submit a new project in MyGov, at some point in the process you will be required to provide a location.

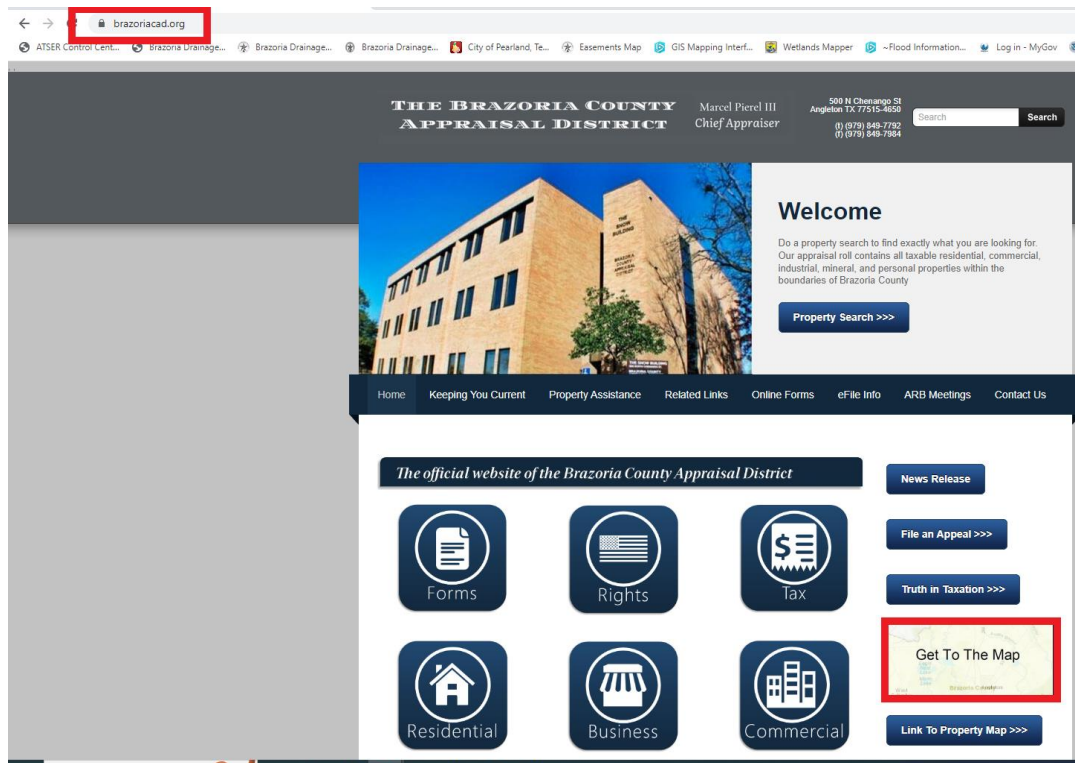
This location can be provided in one of two ways:

- 1) Provide an address. NOTE – Previously undeveloped property will typically not have an assigned address.
- 2) Property ID. The Property ID can be found at www.brazoriacad.org NOTE – With previously undeveloped property, the parcel has typically never been platted.

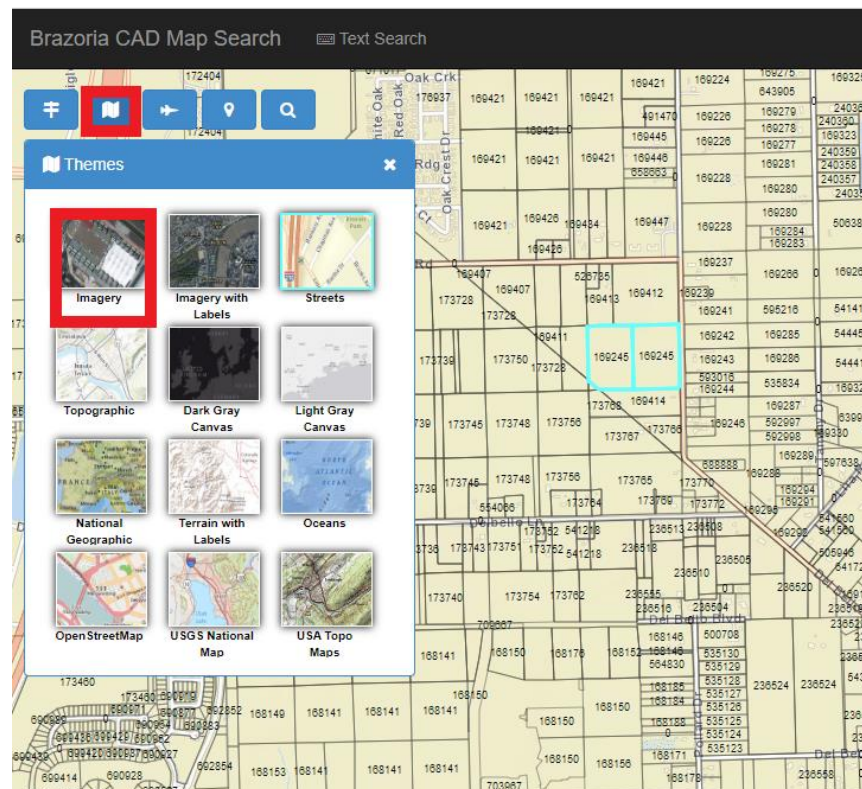
A screenshot of the MyGov portal for Brazoria Drainage District No. 4. The page title is "Request new Project". On the left is a navigation menu with links for HOME, PERMITS (with sub-links: All, Active, Requested, Reviews, Inspections, Archived, Estimate Fees), ABATEMENTS, LICENSES, and INVOICES. The main content area shows a "Selected Project Template: Variance Request". Below this are sections for "Knowledge:" (with a link to "Here are items you need to read"), "Email Notifications" (with a note about receiving email notifications), and "Variance Requests" (with a note about the District's Board of Commissioners). The "Project Title:" field is set to "Variance Request". The "Location:" section has a dropdown menu with "Property ID" selected. A red circle highlights the "Address" option in the dropdown. Below the dropdown is a search bar with the text "Search for an existing location record". A red message box at the bottom of the location section says "Can't find the location? Contact the agency to add the location: Adrian Gengo at agengo@bdd4.org or". The "Existing Projects for this Location:" section is empty. The "Project Description:" section has a text area for "Enter a complete description of the main work related to this project."

The District website can be found at www.bdd4.org

At www.brazoriacad.org, there is an option to search using a “map search”. Use this feature to find the piece of property you are making the application for.



You may find it easier to find the tract if the aerial image layer is turned on.



The District website can be found at www.bdd4.org

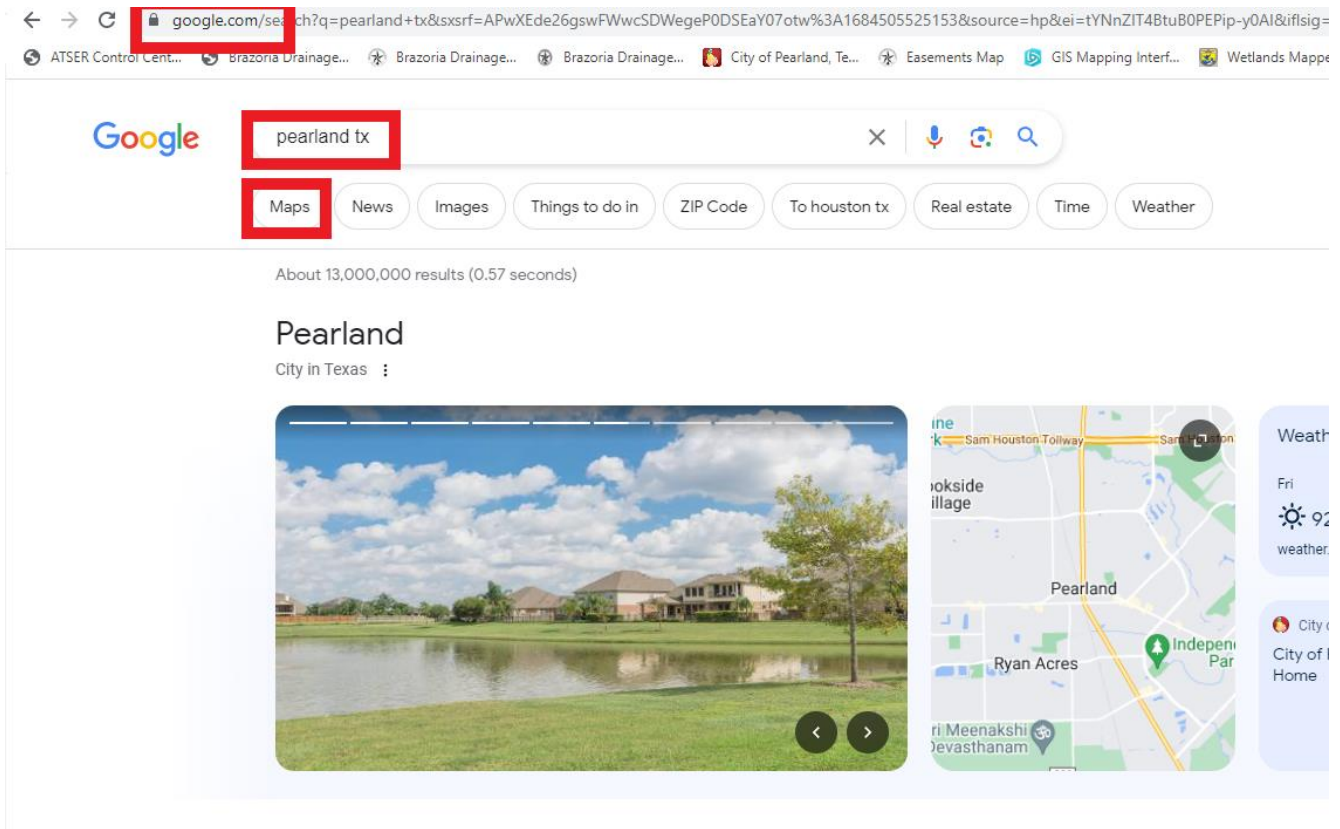
In some instances, MyGov will not accept an address or Property ID as shown below.

The screenshot shows the MyGov portal for Brazoria Drainage District No. 4. The user is logged in as 'Welcome, Brazoria D'. The page title is 'Brazoria Drainage District No. 4 > Make New Request > Request new Project'. The left sidebar has a 'Make New Request' button and a navigation menu with categories: HOME, PERMITS (with sub-items: All (3), Active (2), Requested (1), Reviews (3), Inspections (6), Archived (6), Estimate Fees), ABATEMENTS, LICENSES, and INVOICES. The main content area is titled 'Selected Project Template: Variance Request'. It includes sections for 'Knowledge' (with a link to 'Here are items you need to read'), 'Email Notifications' (with a note about email notifications), and 'Variance Requests' (with a note about the District's Board of Commissioners). The 'Project Title' field is set to 'Variance Request'. The 'Location' field is set to 'Property ID' and has a 'Pick GIS Location' link. A red box highlights the 'Property ID' field with the value '169245' and a 'No results found' message below it. The 'Existing Projects for this Location' section is empty. The 'Project Description' field is empty.

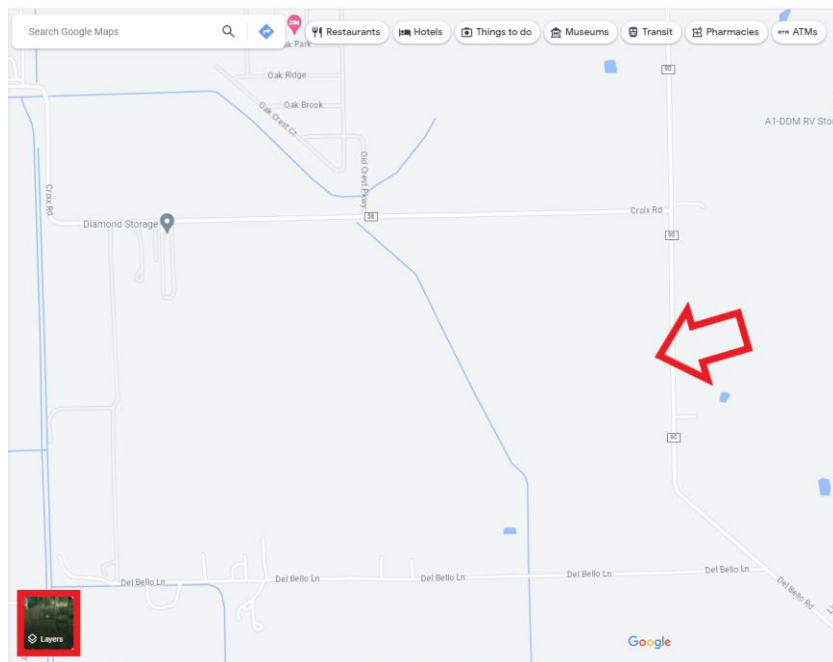
The lack of an assigned address or the lack of a previous plat for the property is what confuses MyGov and makes it difficult or impossible to provide a location which MyGov will understand and accept.

Please follow this procedure to resolve this issue:

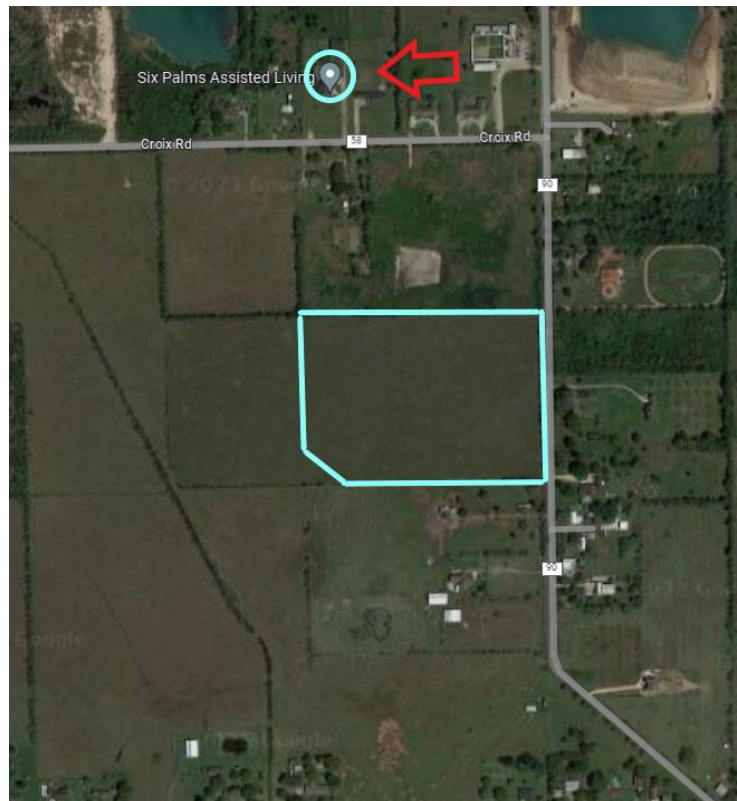
Step 1 – Find the general location using Google Maps by searching for “Pearland, Texas” as an example.



Step 2 – Zoom and pan on the map to find your property. You may find this step easier if you turn on the aerial map as shown.



Step 3 – With the tract found on this map, pan and zoom this map until you see a pin marker for a business which is reasonably close by. In this example, there is a nearby business called “Six Palms Assisted Living”. NOTE – Your search will likely find a different business name.



Step 4 – Using a Google search, enter the name of the business that you found. Google will provide you with an address.

google.com/search?q=six+palms+assisted+living&xsrf=APwXEdfTZM6PsWLnOfQqwE7LaSjYZQfVQ%3A1684506799441&source=hp&ei=r4hnZMH0F5fL0PEPw_28qAQ&rlisig=AOEireoAAAAAZGeWv4_BXEfiv

ATSER Control Cent... Brazoria Drainage... Brazoria Drainage... Brazoria Drainage... City of Pearland, Te... Easements Map GIS Mapping Interf... Wetlands Mapper Flood Information... Log in - MyGov

Google six palms assisted living

Maps Images News Shopping Videos Books Flights Finance All filters Tools

About 3,680,000 results (0.69 seconds)

Facebook
https://www.facebook.com/people/Six-Palms-Assisted-Living/101584506799441
Six Palms Assisted Living | Manvel TX
Six Palms Assisted Living, Manvel, Texas. 145 likes · 33 were here. You've worked hard your entire life, now it's time to relax. Six Palms offers a...

A Place for Mom
https://www.aplaceformom.com/.../Texas/Manvel
Six Palms | Residential Care Home | Manvel, TX 77578
The Acres Assisted Living is an acreage community specializing in Memory care. We have a graduated level of care that allows seniors to "age in place" at our ...
★★★★★ Rating: 3.9 · 19 reviews · Price range: \$\$\$

Family Assets
https://www.familyassets.com/texas/manvel/six-palms
Six Palms - May 2023 Pricing (UPDATED)
The cost of the assisted living community at Six Palms starts at a monthly rate of \$2,495 to \$6,720. There may be some additional services that could increase ...

Six Palms Assisted Living
Website Directions Save Call
5.0 ★★★★★ 12 Google reviews
Assisted living facility in Brazoria County, Texas
Address: 5409 Croix Rd, Manvel, TX 77578
Hours: Open · Closes 5PM
Phone: (281) 692-9226
Suggest an edit · Own this business?

The District website can be found at www.bdd4.org

Step 5 – Using the address which Google provided, begin entering the address. MyGov will populate with a list of choices as you begin to type. Select the correct address.

The screenshot shows the 'Request New Project' web form for Brazoria Drainage District No. 4. The left sidebar contains navigation links: HOME, PERMITS (with sub-links: All (3), Active (2), Requested (1), Reviews (3), Inspections (0), Archived (0), Estimate Fees), ABATEMENTS, LICENSES, and INVOICES. The main content area is titled 'Request New Project' with a sub-instruction: 'To request a project, complete the information below. Then, click the "Request Project" button.' The form includes several sections: 'Selected Project Template' set to 'Variance Request'; 'Knowledge' section with a note 'Here are items you need to read.'; 'Email Notifications' section with a note about receiving email updates; 'Variance Requests' section with a note about the District's Board of Commissioners; 'Project Title' field with the example 'Remodel Pharmacy in Walmart' and the entered text 'Variance Request'; 'Location' section with a dropdown menu showing 'Address' and a search bar containing '5409'. Below the search bar is a 'Pick GIS Location' link. To the right of the search bar is a list of address suggestions: '5409 Tara Oaks Ct, TX 77583' (Property# 597509), '5409 Rio Ramos St, TX 77583' (Property# 574282), '5409 Silver Sage Ln, TX 77583' (Property# 568099), and '5409 Lilac Grove Ln, TX 77583'. At the bottom, there is a section for 'Existing Projects for this Location' with filters for 'Active' (0), 'Archived' (0), and 'All' (0). Below the filters are links for 'Business License' and 'Permits & Inspections'.

If this still does not work, please contact the District office at (281) 485-1434 for assistance.